②階段下収納

洗面階段下収納

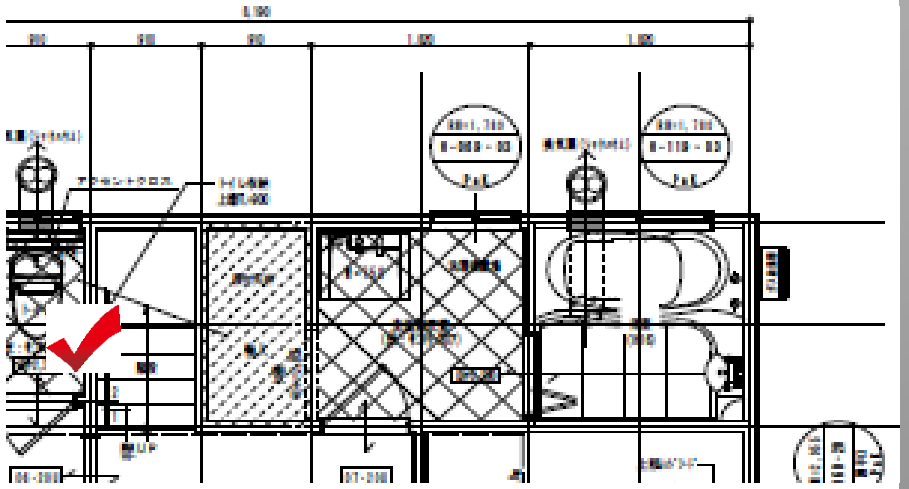





洗面階段下収納



洗面室の階段下収納
可動棚を設置し収納するものによって
高さを変えられる。
収納ボックスを統一し見た目もスッキリ！

ニトリのカラーボックスを並べ
引き出しを付けスッキリ収納
！



上部空間有効活用
突っ張り棒を設置し、洋服を掛けられるように！

洗面階段下収納

壁面収納を設置し、
普段使用している置き場に困るバッグを
掛けて収納！





洗面階段下収納











衣類を掛けて階段下を衣類収納！
普段着ている衣類を
お子様でも自分でも簡単に着れる
ように工夫。